



I–ACT 60 Hour Instructor Class

**Course Catalog Chicago School
Colon Hydrotherapy
Dorothy M Chandler RN, Director**


Course Structure

- ▶ This course is designed to prepare the advanced colon hydrotherapy student to become an instructor.
 - ▶ It is a hands on course, designed to be thought provoking and stimulating.
 - ▶ Each student will develop the materials necessary to teach the foundation level course.
- 


I–ACT Instructor Candidate Requirements

- ▶ Must be certified by I–ACT at the Advanced Level
 - ▶ Must be a Full I–ACT member
 - ▶ Must attend a mandatory 60 hour Instructor training
 - ▶ Must demonstrate 3 hours of teaching on foundation or Intermediate Level Anatomy & Physiology
 - ▶ Must demonstrate one hour of teaching at an I–ACT convention
- 


I–ACT Instructor Candidate Requirements

- ▶ Must submit outline of convention presentation to the I–ACT office 1 (one) month prior to the convention.
 - ▶ Write a test of 50 questions on Colon Hydrotherapy Anatomy & Physiology–multiple choice (A,B,C,D)–with answers & source documentation.
- 


Items for convention

- ▶ Bring to convention:
 - ▶ Textbooks
 - ▶ Class Handouts
 - ▶ Enrollment application
 - ▶ Enrollment agreements
 - ▶ A & P review exam
 - ▶ Evaluation Forms
 - ▶ Lesson plans
 - ▶ Class schedule
 - ▶ Certificate of training completion
- 


Course Overview

- ▶ Lesson Plan Development
 - ▶ Levels 1–2
 - ▶ Develop glossary each level
 - ▶ Identify reference material
 - ▶ Identify field trips for students
 - ▶ Identify research projects for students
 - ▶ Enrollment agreements
- 


Course Overview

- ▶ Developing class schedule
 - ▶ Advertising
 - ▶ Use of appropriate technology
 - ▶ 50 question test development
 - ▶ Three one hour presentations
 - ▶ Student Handbook
 - ▶ Developing Handouts
 - ▶ Developing Evaluation forms
- 


Course Structure

- ▶ The CSCHT has divided the course into 2 parts:
 - ▶ Wednesday through Sunday
 - ▶ 50 hours (10 hours each day)
 - ▶ and
 - ▶ 10 hours of distance learning.
- 


Course Structure

- ▶ Review Advertising Do's & Don'ts
 - ▶ Use of appropriate technology
 - ▶ Learn the format for the 50 question test development and
 - ▶ Give three one hour presentations
- 

Course Structure

- ▶ Each candidate will be assigned a research project that is due at the end of the course.
 - ▶ Each student will be provided a list of suggested reference material that will be required during class.
 - ▶ Each student is expected to invest in a laptop computer, please bring it to class.
- 

Instructor will create

- ▶ Develop enrollment agreements
 - ▶ Lesson plans for Level 1 & 2
 - ▶ Handouts for Level 1
 - ▶ Develop glossary each level
 - ▶ Identify reference material;
Cengage
 - ▶ Identify field trips for students
 - ▶ Identify research projects for
students
- 

Instructors will create

- ▶ Develop Class Forms
 - ▶ Class Schedule
 - ▶ Certificate of Course Completion
 - ▶ Develop Student Handbook
 - ▶ Developing Evaluation forms
 - ▶ Developing class schedule
- 